

## Desk instructions for Head teachers accessing legacy SLO survey data

### Introduction

This document will outline the process for head teachers to access the legacy data for the Schools as Learning Organisations survey. The data is only available from the academic year 2019-2020. If you completed the survey prior to September 2019 (as part of the pilot with OECD) you will need to use the excel spreadsheet sent by Welsh Government to compare your results.

It will explain how to access the legacy data within Hwb and how to make comparisons between this year's data and last year's data.

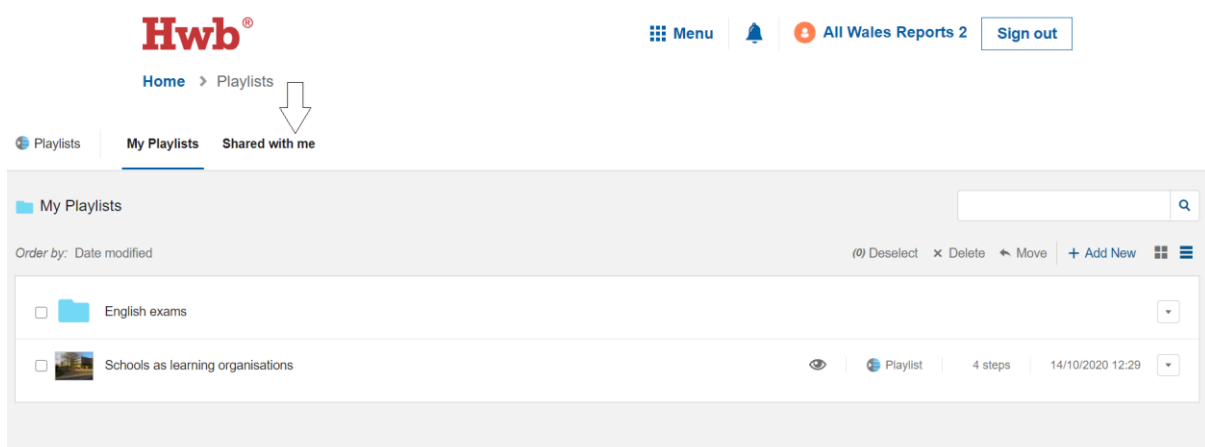
Following recent changes, three variations of Head teacher will now have automatic access to the SLO survey reports. This access will be automatically granted to:

- Head teachers
- Acting head teachers
- Executive head teachers

If you fall into one of these categories and do not have access to the reports, please contact the SLO team at [SLO@gov.wales](mailto:SLO@gov.wales)

### How to access the Legacy data

1. Login to Hwb and click on the Playlists application.
2. Click the "Shared with me" tab, to access the reports for the Schools as Learning Organisations survey.



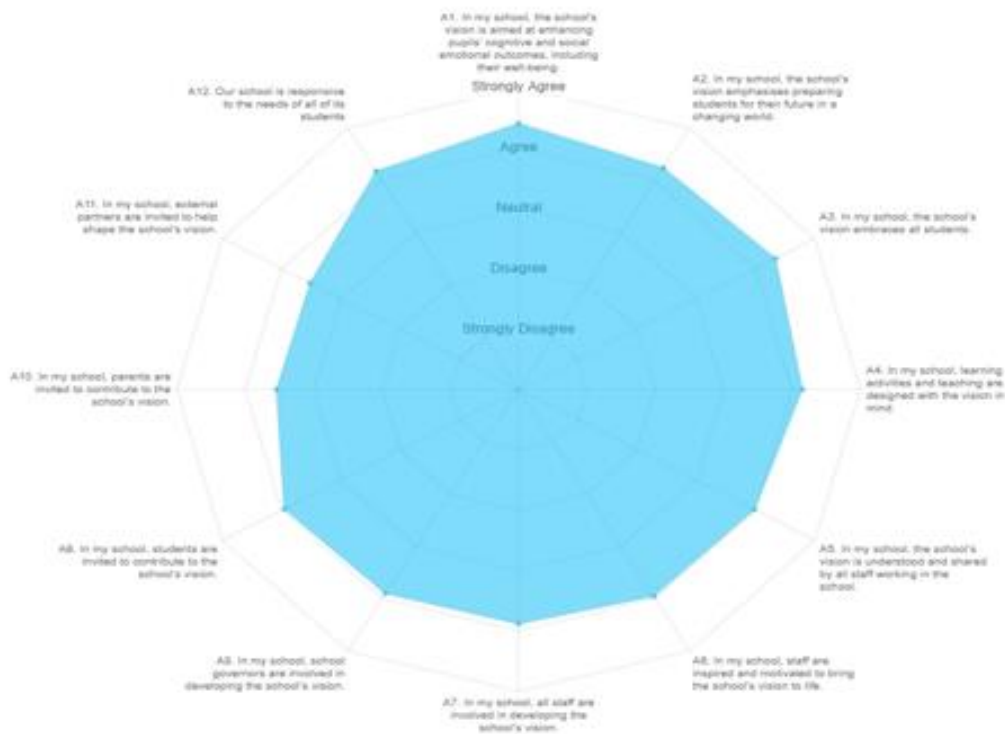
- Click on the “Schools as Learning Organisations Survey” and you will see the top level of the reports. This will include the users, completions, average score and views of all the data for both the current survey and the legacy survey data (academic year 2019-2020). You can then use the top-level filters to navigate down to the various levels of the survey. For example, click on “Select an Activity” > “Select a section” to get an overview of the data across the survey.

The screenshot shows the Hwb interface for the 'Schools as Learning Organisations Survey'. At the top, there is a navigation bar with the Hwb logo, a menu icon, a notification bell, and a button for 'All Wales Reports 2' with a 'Sign out' button next to it. Below the navigation bar, there is a breadcrumb trail: 'Home > Playlists > Storyboard'. The main content area is divided into a left sidebar with a back arrow and a bar chart icon, and a main panel. The main panel has a header with a search bar, a 'Section Schools as Learning Organisations ...' dropdown, a 'Select a question group (7)' dropdown, and a 'Get Report' button. Below the header, there are three summary cards: '5,647 Users', '7,420 Completions', and 'Agree 4 Average Rating'. A filter set is applied: 'Filter Set 1: All Users'. On the right side, there is a 'Filter Set 1' panel with three dropdown menus: 'All Users (0)', 'Shared as...', and 'All languages', and a '+ Add filter set' button.

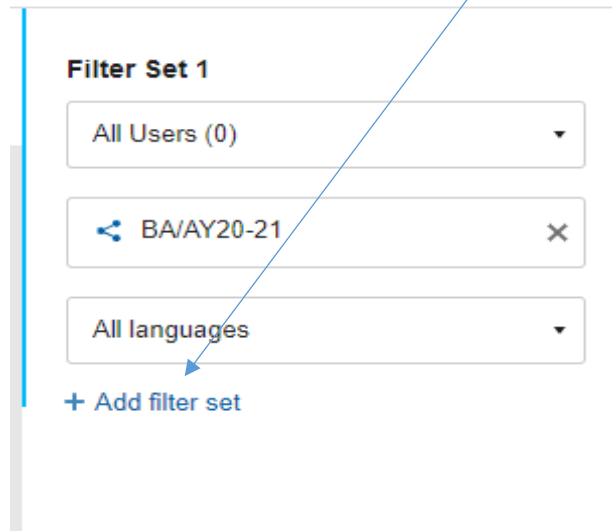


- To access the legacy data you will need to use the filter set. In the “Shared as” dropdown - you will notice that there are two share links. The first titled BA/AY20-21 and a second BA/AY19-20. The share link titled BA/AY19-20 contains the data for the previous academic year and the BA/AY20-21 share link contains the data for the current live survey. Simply select BA/AY19-20 and this will solely show the reports for the academic year 19/20. You can then navigate down into the relevant stages of the survey to review the data as you need to.

The screenshot shows the Hwb dashboard interface. At the top, there is a navigation bar with the Hwb logo, a menu icon, a notification bell, and a badge for 'All Wales Reports 2'. A 'Sign out' button is also present. Below the navigation bar, the breadcrumb trail reads 'Home > Playlists > Storyboard'. The main content area displays survey statistics: '4,077 Users', '4,956 Completions', and an 'Average Rating' of 'Agree 4'. A 'Get Report' button is located in the top right of the main area. On the right side, a 'Filter Set 1' dropdown menu is open, showing options for 'All Users (0)', 'BA/AY19-20' (which is selected), and 'All languages'. There is also an '+ Add filter set' option at the bottom of the dropdown.



- To compare the results from last year to the current year, you would need to add a filter set. To do this, you simply need to click “Add filter set” under Filter set 1.



- After adding a new filter set, select one filter set to have the BA/AY20-21 share link in the “shared as” dropdown and the other as the BA/AY19-20 share link (legacy data). You will then be able to compare the values for last year and the current year. From the below example you will note that the current data set is in blue and the previous year is in red.

**Hwb®** Menu All Wales Reports 2 Sign out

Home > Playlists > Storyboard

Survey Section Schools as Learning Organisations Survey Select a question group (7) Get Report

Filter Set 1	Filter Set 2
All Users (0)	All Users (0)
BA/AY20-21	BA/AY19-20
All languages	

Filter Set 1: All Users - BA/AY20-21	Filter Set 2: All Users - BA/AY19-20
2 Users	4,070 Users
10 Completions	4,949 Completions
Agree 3.8 Average Rating	Agree 4 Average Rating

In September 2021, the data from 2020-2021 will remain available and a new share link for the new Academic Year will be launched. You will then have the opportunity to compare the results between the three academic years. Please note, the maximum number of filter sets you can compare at any one time is three.

